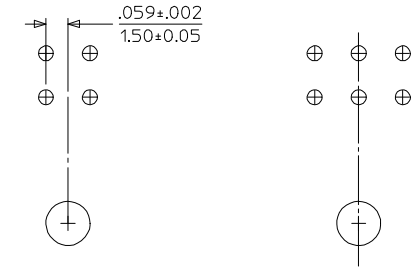
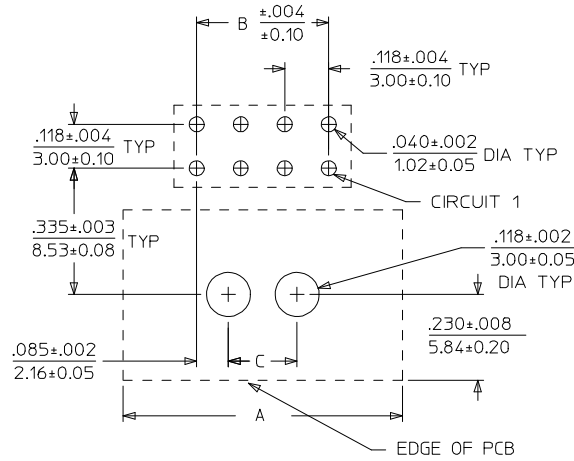
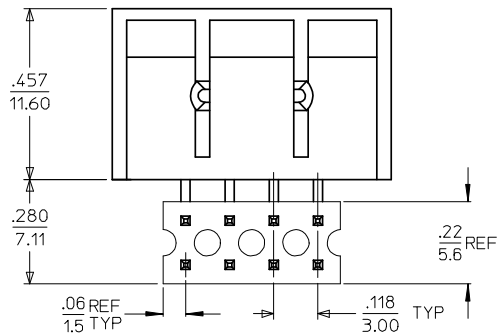


CIRCUIT SIZE	A	B	C
04	.512 13.00	.118 3.00	NA
06	.630 16.00	.236 6.00	NA
08	.748 19.00	.354 9.00	.184 4.68
10	.866 22.00	.472 12.00	.302 7.68
12	.984 25.00	.590 15.00	.420 10.68
14	1.102 28.00	.709 18.00	.539 13.68
16	1.220 31.00	.827 21.00	.657 16.68
18	1.338 34.00	.945 24.00	.775 19.68
20	1.457 37.00	1.063 27.00	.893 22.68
22	1.575 40.00	1.181 30.00	1.011 25.68
24	1.693 43.00	1.299 33.00	1.129 28.68



PCB LAYOUT:
COMPONENT SIDE
4 CIRCUIT ONLY

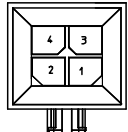
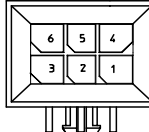
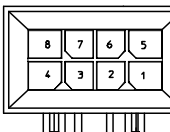
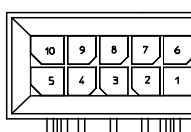
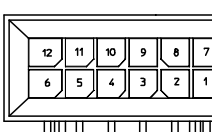
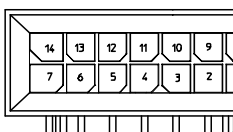
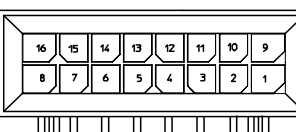
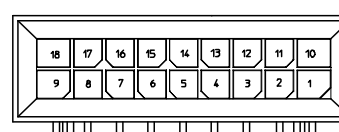
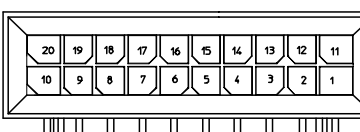
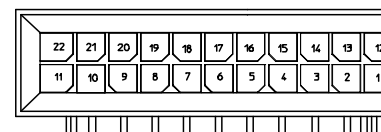
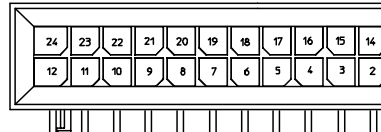
PCB LAYOUT:
COMPONENT SIDE
6 CIRCUIT ONLY

PCB LAYOUT: COMPONENT SIDE
RECOMMENDED PCB THICKNESS .062/1.57
8 THRU 24 CIRCUITS

NOTES :

- MATERIALS - HOUSING : NYLON , GLASS-FILLED, UL94V-0 COLOR - BLACK
TERMINAL : BRASS ALLOY
TERMINAL POSITIONING STRIP : MYLAR, COLOR - NATURAL
- FINISH:
A= .000200/(0.00508) MIN. TIN OVER .000050/(0.00127) MIN. NICKEL.
B= .000015/(0.00038) MIN. SELECT GOLD IN CONTACT AREA, .000100/(0.00254) MIN. MATTE TIN ON SOLDER TAILS, BOTH OVER .000050/(0.00127) MIN. NICKEL.
C= .000030/(0.00076) MIN. SELECT GOLD IN CONTACT AREA, .000100/(0.00254) MIN. MATTE TIN ON SOLDER TAILS, BOTH OVER .000050/(0.00127) MIN. NICKEL.
* THE PRIMARY SHIPPING CARTON WILL BE LABELED "COMPLIANT TO RoHS DIRECTIVE 2002/95/EC AND ELV ANNEX II OF DIRECTIVE 2000/53/EC." CARTONS WITHOUT THIS LABEL MAY CONTAIN PRODUCT WITH TIN/LEAD IN THE PC TAIL AREA.
- PRODUCT SPECIFICATION : PS-44300-001
- PACKAGING SPECIFICATION : PK-44428-001
- THIS ASSEMBLY MATES WITH MOLEX BMI PANEL MOUNT RECEPTACLE (SEE DRAWING SD-44133-001) WITH FEMALE CRIMP TERMINAL (SEE DRAWING SD-43030-****) AND BMI RECEPTACLE HEADERS (SEE DRAWING SD-44764-001 OR SD-44769-001).
- THIS PART CONFORMS TO CLASS 'B' REQUIREMENTS OF COSMETIC SPECIFICATION PS-45499-002.

CORRECT .230 DIM. EC NO: UCP2008-0675 DRAWN:MKIPER 2007/12/12 CHKD:SSOUSEK 2007/12/14 APPR:FSMLTH 2007/12/14	QUALITY SYMBOLS ▽=0 ▽=0	GENERAL TOLERANCES (UNLESS SPECIFIED) 4 PLACES ±--- ±--- 3 PLACES ±--- ±.010 2 PLACES ±0.25 ±.015 1 PLACE ±0.38 ±--- ANGULAR ±1/2°	DIMENSION STYLE IN/MM	SCALE 4:1	DESIGN UNITS METRIC	THIRD ANGLE PROJECTION
			DRAWN BY MUELLER	DATE 1999/11/29	TITLE MICRO FIT (3.0) DUAL ROW RIGHT ANGLE BMI HEADER ASS'Y	
H2	REV	DRAFT WHERE APPLICABLE MUST REMAIN WITHIN DIMENSIONS	APPROVED BY EDGLEY	DATE 1999/11/30	MOLEX INCORPORATED	SHEET NO. 1 OF 2
			APPROVED BY SEE CHART	DATE	DOCUMENT NO. SD-44428-001	THIS DRAWING CONTAINS INFORMATION THAT IS PROPRIETARY TO MOLEX INCORPORATED AND SHOULD NOT BE USED WITHOUT WRITTEN PERMISSION

	13	12	11	10	9	8	7	6	5	4	3	2	1
J	MATERIAL NUMBER	NUMBER OF CIRCUITS	FINISH OPTION	RETENTION PEG OPTION	MATERIAL NUMBER	NUMBER OF CIRCUITS	FINISH OPTION	RETENTION PEG OPTION	<p style="text-align: center;">POLARIZATION LAYOUT 4-24 CIRCUITS</p>  <p style="text-align: center;">4 CIRCUIT</p>  <p style="text-align: center;">6 CIRCUIT</p>  <p style="text-align: center;">8 CIRCUIT</p>  <p style="text-align: center;">10 CIRCUIT</p>  <p style="text-align: center;">12 CIRCUIT</p>  <p style="text-align: center;">14 CIRCUIT</p>  <p style="text-align: center;">16 CIRCUIT</p>  <p style="text-align: center;">18 CIRCUIT</p>  <p style="text-align: center;">20 CIRCUIT</p>  <p style="text-align: center;">22 CIRCUIT</p>  <p style="text-align: center;">24 CIRCUIT</p>				
I	44428-0401	04	A	YES	44428-1601	16	A	YES					
	44428-0402	04	B	YES	44428-1602	16	B	YES					
	44428-0403	04	C	YES	44428-1603	16	C	YES					
	44428-0404	04	A	NO	44428-1604	16	A	NO					
	44428-0405	04	B	NO	44428-1605	16	B	NO					
	44428-0406	04	C	NO	44428-1606	16	C	NO					
H	44428-0601	06	A	YES	44428-1801	18	A	YES					
	44428-0602	06	B	YES	44428-1802	18	B	YES					
	44428-0603	06	C	YES	44428-1803	18	C	YES					
	44428-0604	06	A	NO	44428-1804	18	A	NO					
	44428-0605	06	B	NO	44428-1805	18	B	NO					
	44428-0606	06	C	NO	44428-1806	18	C	NO					
G	44428-0801	08	A	YES	44428-2001	20	A	YES					
	44428-0802	08	B	YES	44428-2002	20	B	YES					
	44428-0803	08	C	YES	44428-2003	20	C	YES					
	44428-0804	08	A	NO	44428-2004	20	A	NO					
	44428-0805	08	B	NO	44428-2005	20	B	NO					
	44428-0806	08	C	NO	44428-2006	20	C	NO					
F	44428-1001	10	A	YES	44428-2201	22	A	YES					
	44428-1002	10	B	YES	44428-2202	22	B	YES					
	44428-1003	10	C	YES	44428-2203	22	C	YES					
	44428-1004	10	A	NO	44428-2204	22	A	NO					
	44428-1005	10	B	NO	44428-2205	22	B	NO					
E	44428-1006	10	C	NO	44428-2206	22	C	NO					
	44428-1201	12	A	YES	44428-2401	24	A	YES					
	44428-1202	12	B	YES	44428-2402	24	B	YES					
	44428-1203	12	C	YES	44428-2403	24	C	YES					
	44428-1204	12	A	NO	44428-2404	24	A	NO					
D	44428-1205	12	B	NO	44428-2405	24	B	NO					
	44428-1206	12	C	NO	44428-2406	24	C	NO					
	44428-1401	14	A	YES									
	44428-1402	14	B	YES									
	44428-1403	14	C	YES									
C	44428-1404	14	A	NO									
	44428-1405	14	B	NO									
	44428-1406	14	C	NO									

SEE SHEET 1 FCC NO: UICP2007-0836 DRAWN/KIPER 2006/10/04 CHKD:SSOUSEK 2006/10/04 APPR:FSM TH 2006/10/05 H1	QUALITY SYMBOLS =0 <=0	GENERAL TOLERANCES (UNLESS SPECIFIED)		DIMENSION STYLE		SCALE 4:1	DESIGN UNITS METRIC	THIRD ANGLE PROJECTION	
		mm	INCH	IN/MM					TITLE
		4 PLACES ± ---	± ---	DRAWN BY	DATE				MICRO FIT (3.0) DUAL ROW RIGHT ANGLE BMI HEADER ASS'Y
		3 PLACES ± ---	± .010	MUELLER	1999/11/29				
2 PLACES ± 0.25	± .015	CHECKED BY	DATE	MOLEX INCORPORATED					
1 PLACE ± 0.38	± ---	MUELLER	1999/11/29						
ANGULAR ±1/2°		APPROVED BY	DATE	MATERIAL NO.	DOCUMENT NO.	SHEET NO.			
DRAFT WHERE APPLICABLE MUST REMAIN WITHIN DIMENSIONS		EDGLEY	1999/11/30	SEE CHART	SD-44428-001	2 OF 2			
THIS DRAWING CONTAINS INFORMATION THAT IS PROPRIETARY TO MOLEX INCORPORATED AND SHOULD NOT BE USED WITHOUT WRITTEN PERMISSION									